

# PRIVY BIVY

## SIMPLE SET UP GUIDE

### STEP 1

Your privy bivy will include the following items.

- Tent
- 2 tent poles
- Tent stakes




### STEP 2

Connect each section of the tent pole together at the attachment points




### STEP 4

Cross the poles at the top to make an "x"



### STEP 5

Attach the top tent clip to the pole that is on top




### STEP 6

Attach all the tent clips to the poles. Start from the top and work your way down.



### STEP 7

Insert one end of the tent pole on to one of the corner pins. Repeat for all 4 corners.



### STEP 8

Add tent stakes to corners.

